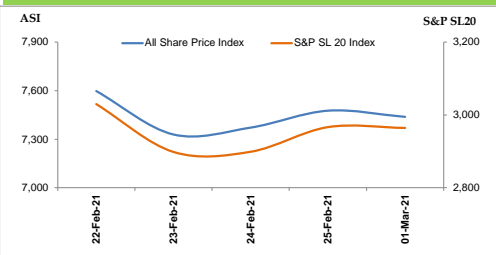


Daily Market Watch

Market Benchmarks



Market Update

The Colombo bourse opened the month on a sluggish note with the ASPI shedding 0.5% to close the trading session at 7438 while the S&P Sri Lanka Index declined marginally, by 0.1% to end the session at 2964. Consolidated turnover recorded LKR 1,900 mn with zero crossings.

With the corporate results season having now come to an end and in the absence of any significant market catalyst, we expect the market to trade range bound in the immediate term. Nonetheless, given our sanguine long term outlook for the bourse supported by our expectation of a low interest rate environment, we advise investors to gradually start accumulating a well diversified portfolio of stocks which are cash generative, have strong earnings and revenue growth attributes and have the ability to outperform over a complete market cycle.

Corporate News

- Seylan Bank - Scrip Dividend for FY2020 requiring Shareholder Approval. 7,550,499 Voting Shares at LKR 51.00. 9,617,215 Non- Voting Shares at LKR 40.60.
- Serendib Land - Scrip Dividend for FY21/20 requiring Shareholder Approval. 38,906 Voting Shares at LKR 1,645.00.
- Nations Trust Bank – First and Final Cash Dividend for FY2020. LKR 2.00 per Voting and Non-Voting Share. Payment Date – 30 Mar 2021
- Sampath Bank – 50,000,000 Debentures to be issued at a par value of LKR 100.00 each to raise LKR 5bn with an option to increase said sum by LKR 1bn.

Local News

- Amnesty Intl. welcomes SL's decision to allow burial of COVID dead – Daily FT
- AIIB approves USD 180 mn loan to Sri Lanka for Covid-19 emergency and crisis response – Businessnews.lk
- All individuals in tourism industry to be vaccinated within next few weeks: SLTDA Chairperson – Daily Mirror
- China strongly supports Sri Lanka during UNHRC Session – Daily News

Key Rates

	01.03.2021
Prime Lending Rate (Avg. Weighted)	5.76%
Deposit Rate (Avg. Weighted)	5.36%
Treasury Bill Rate (364 Days)	5.09%
Consumer Price Inflation (YoY % change)	3.30%

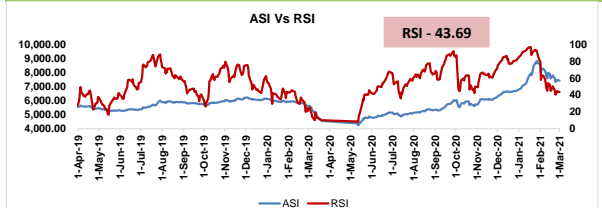
Global Market Performance

01.03.2021	Index	%Chg.
S&P 500	3,811	-0.48%
Dow Jones	30,932	-1.50%
Nasdaq	13,192	0.56%
Euro Stoxx 50	3,688	1.42%
MSCI Emerging Markets	1,339	-3.22%
Hong Kong - Hang Seng	29,453	1.63%
Shanghai Composite	3,509	-2.12%
India - Sensex	49,100	-3.80%
DAX	13,948	1.17%

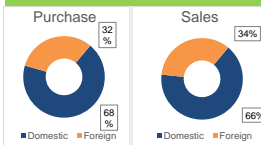
Market Performance

	01.03.2021	25.02.2021	%Chg.
All Share Price Index	7,438.1	7,476.3	-0.51
S&P SL 20 Index	2,964.3	2,966.6	-0.08
Turnover (LKR mn)	1,899.7	3,006.5	-36.8
Foreign Purchases (LKR mn)	601.1	101.4	492.8
Foreign Sales (LKR mn)	654.6	854.7	-23.4
Traded Companies	242	260	-6.9
Market PER (X)	13.0	13.2	-1.3
Market Cap (LKR bn)	3,252.7	3,269.4	-0.5
Market Cap (US\$ bn)	16.8	16.9	-0.5
Dividend Yield (%)	2.4	2.4	0.0
Price to Book (X)	1.2	1.2	0.0

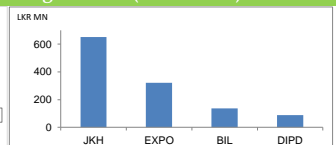
RSI



Turnover Breakdown



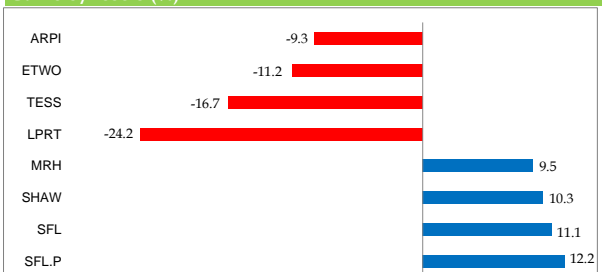
Large Trades (in LKR mn)



Global News

- European shares jump and bond markets recover - Reuters
- Myanmar court files charges against Suu Kyi - Reuters
- SoftBank to Merge PayPay and Line Pay Apps in Japan - Bloomberg
- Dow futures surge more than 300 points as the 10-year Treasury yield declines - CNBC
- Personal income leaps 10% in January thanks to stimulus, but inflation still in check - CNBC

Gainers/Losers (%)



Commodities

	01.03.2021
Gold (USD/Ounce)	1,746.1
Oil (Brent) (USD/barrel)	65.2
Copper (USD/Pound)	4.2
Cotton (USD/Pound)	0.9

Currencies

	01.03.2021
LKR/USD	194.0
LKR/ Sterling Pound	271.4
LKR/EURO	234.4
LKR/ AUD	150.5

Disclaimer

The information contained in this material has not been independently verified. No representation or warranty express or implied is made as to, and no reliance should be placed on, the fairness, accuracy, completeness or correctness of the information or opinions contained herein and nothing in this presentation is, or shall be relied upon as, a promise or representation by the Company