

26th July 2021

Daily Market Watch

Market Benchmarks

	26.07.2021	22.07.2021	%Chg.
All Share Price Index	8,122.7	8,136.8	-0.17
S&P SL 20 Index	3,060.0	3,092.3	-1.04
Turnover (LKR mn)	4,600.5	5,666.8	-18.8
Foreign Purchases (LKR mn)	288.9	30.6	843.4
Foreign Sales (LKR mn)	1,469.1	573.5	156.2
Traded Companies	264	279	-5.4
Market PER (X)	11.0	11.0	-0.5
Market Cap (LKR bn)	3,599.6	3,605.8	-0.2
Market Cap (US\$ bn)	18.0	18.0	-0.2
Dividend Yield (%)	2.5	2.5	1.2
Price to Book (X)	1.2	1.2	0.0

Corporate News

ACL Cables – First Interim Cash Dividend for FY20/21 of LKR 1.00 per Voting Share. XD Date – 03.08.2021. Payment Date – 23.08.2021.

Ceylon Beverage Holdings - First Interim Cash Dividend for FY21/22 of LKR 24.92 per Voting Share. XD Date – 03.08.2021. Payment Date – 23.08.2021.

Renuka Capital - First and Final Cash Dividend for FY20/21 of LKR 0.20 per Voting Share. XD Date – 23.08.2021. Payment Date – 10.09.2021.

Crossings were observed in Expolanka Holdings, Lanka Milk Foods, CT Holdings, Alumex Central Finance Company and Asiri Hospital Holdings.

Upcoming XD Dates

United Motors Lanka - Cash Dividend of LKR 1.00 per Voting Share. XD Date – 28.07.2021.

Malwatte Valley Plantations - Cash Dividend of LKR 0.10 per Voting and Non-Voting Shares. XD Date – 30.07.2021.

R I L Property - Cash Dividend of LKR 0.15 per Voting. XD Date – 02.08.2021.

Citizen Development Business Finance - Cash Dividend of LKR 7.50 per Voting and Non-Voting Shares. XD Date – 02.08.2021.

Contributors to the ASPI



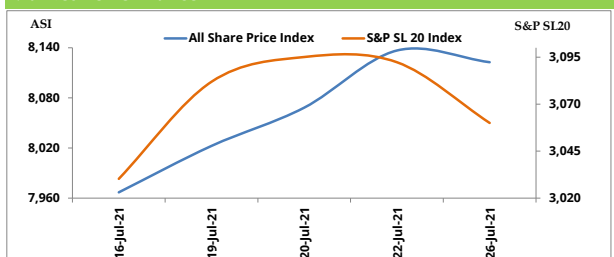
Key Rates

	26.07.2021
Prime Lending Rate (Avg. Weighted)	5.65%
Deposit Rate (Avg. Weighted)	4.87%
Treasury Bill Rate (364 Days)	5.25%
Consumer Price Inflation (YoY % change)	5.20%

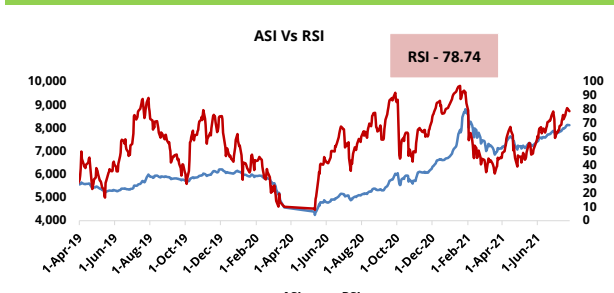
Global Market Performance

26.07.2021	Index	%Chg.
S&P 500	4,422	0.24%
Dow Jones	35,144	0.24%
Nasdaq	14,841	0.03%
Euro Stoxx 50	4,103	-0.16%
MSCI Emerging Markets	1,280	-2.39%
Hong Kong - Hang Seng	26,192	-4.13%
Shanghai Composite	3,467	-2.34%
India - Sensex	52,852	-0.23%
DAX	15,619	-0.32%

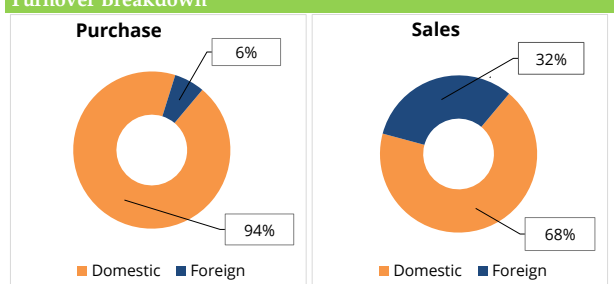
Market Performance



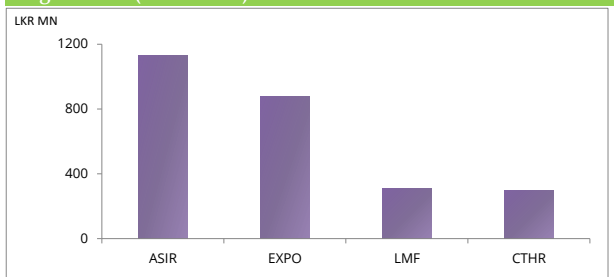
RSI



Turnover Breakdown



Large Trades (in LKR mn)



Commodities

	26.07.2021
Gold (USD/Ounce)	1,796.7
Oil (Brent) (USD/barrel)	74.8
Copper (USD/Pound)	4.3
Cotton (USD/Pound)	0.9

Currencies

	26.07.2021
LKR/USD	199.9
LKR/ Sterling Pound	274.9
LKR/EURO	235.4
LKR/ AUD	147.0

Disclaimer

The information contained in this material has not been independently verified. No representation or warranty express or implied is made as to, and no reliance should be placed on, the fairness, accuracy, completeness or correctness of the information or opinions contained herein and nothing in this presentation is, or shall be relied upon as, a promise or representation by the Company